
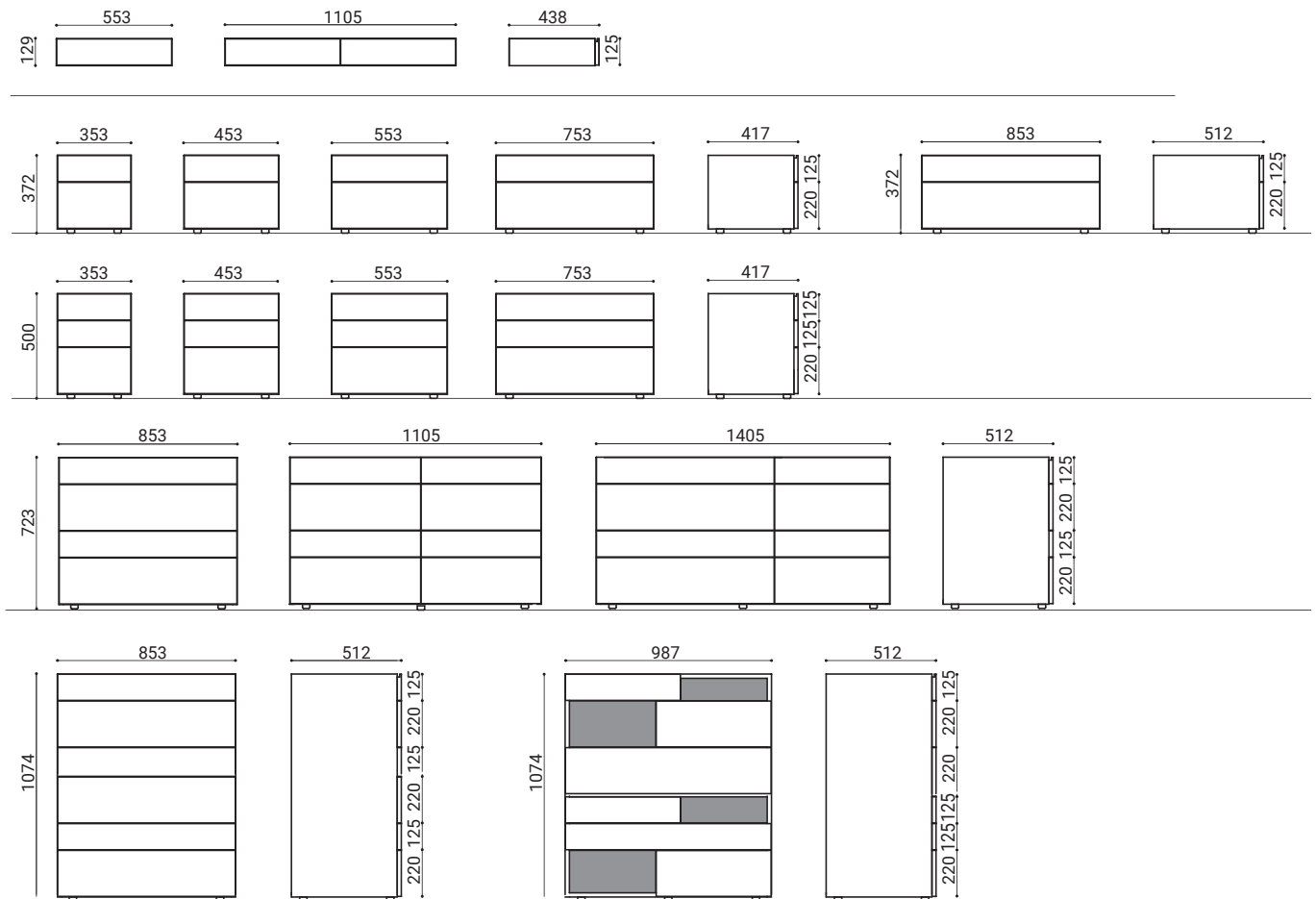


# technical features of | WING



- Bedroom furniture with a wood particleboard structure available in matt or gloss lacquer, Color Wood or wood veneer.
- The MDF fronts can have contrasting finishes in matt or gloss lacquer, Color Wood, wood veneer or stone.
- They open by means of side grip edges.

## TECHNICAL DRAWINGS



The 6-drawer dresser has a safety bracket to fix it to the wall and prevent it from toppling forwards

The 6-drawer dresser has a safety bracket to fix it to the wall and prevent it from toppling forwards

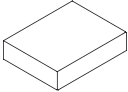
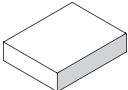
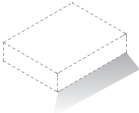
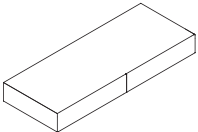
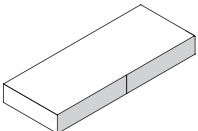
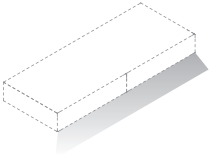
## TECHNICAL FEATURES

**NOTES:** the wall-hung night stands must be fixed to the wall using screw plugs suitable for the type of wall to which they are applied (screw plugs are not supplied). Any custom-sizing or special reductions must be decided beforehand with our Sales Department. On request the model can be supplied with a rear finishing panel.

|             | 10 MM THICK REAR FINISHING PANELS |            |       |                |
|-------------|-----------------------------------|------------|-------|----------------|
|             | matt lacquers                     | color wood | wood  | gloss lacquers |
| NIGHT STAND | € 64                              | € 76       | € 92  | € 102          |
| DRESSER     | € 133                             | € 179      | € 193 | € 242          |

# WING



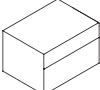




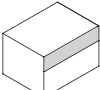
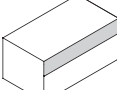



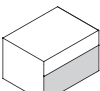
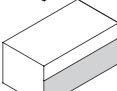

MODEL CODE 9742

|   | W | H | D | CODE | matt lacquers | color wood | wood | gloss lacquers |  |
|---|---|---|---|------|---------------|------------|------|----------------|--|
| <p><b>WALL-HUNG NIGHT STAND WITH 1 DRAWER</b><br/>FIXED TO THE WALL</p>  <p><b>553</b> 129 438 <b>EC3610</b></p>   |   |   |   |      | 370           | 409        | 426  | 445            |  |
| <p><b>WALL-HUNG NIGHT STAND WITH 1 DRAWER</b><br/>FIXED TO THE WALL</p> <p>WITH DRAWER IN:</p> <ul style="list-style-type: none"> <li>- matt lacquer</li> <li>- Cooper, Silver shine, Galaxy stone</li> <li>- color wood</li> <li>- wood</li> <li>- gloss lacquer</li> </ul>  <p><b>553</b> 129 438 <b>EC3611</b></p>          |   |   |   |      | 401           | 441        | 458  | 477            |  |
| <p><b>OPTIONAL 3000° K NEUTRAL LED LIGHT KIT FOR WALL-HUNG NIGHT STAND W 553</b></p>  <p style="text-align: right;"><b>with remote control</b></p> <p style="text-align: right;"><b>designed to be connected to an external switch (provided by the Customer)</b></p>  |   |   |   |      |               |            | 212  |                |  |
|   |   |   |   |      |               |            |      | 163            |  |
| <p><b>WALL-HUNG NIGHT STAND WITH 2 DRAWERS</b><br/>FIXED TO THE WALL</p>  <p><b>1105</b> 129 438 <b>EC3620</b></p>   |   |   |   |      | 559           | 624        | 655  | 686            |  |
| <p><b>WALL-HUNG NIGHT STAND WITH 2 DRAWERS</b><br/>FIXED TO THE WALL</p> <p>WITH TWO DRAWERS IN:</p> <ul style="list-style-type: none"> <li>- matt lacquer</li> <li>- Cooper, Silver shine, Galaxy stone</li> <li>- color wood</li> <li>- wood</li> <li>- gloss lacquer</li> </ul>  <p><b>1105</b> 129 438 <b>EC3622</b></p> |   |   |   |      | 623           | 687        | 719  | 749            |  |
| <p><b>OPTIONAL 3000° K NEUTRAL LED LIGHT KIT FOR WALL-HUNG NIGHT STAND W 1105</b></p>  <p style="text-align: right;"><b>with remote control</b></p> <p style="text-align: right;"><b>designed to be connected to an external switch (provided by the Customer)</b></p>   |   |   |   |      |               |            | 212  |                |  |
|   |   |   |   |      |               |            |      | 163            |  |

The night stands must be fixed to the wall using screw plugs suitable for the type of wall to which they are applied (SCREW PLUGS NOT SUPPLIED).

# WING

MODEL CODE 9742

|   | W          | H   | D   | CODE  | matt lacquers | color wood | wood | gloss lacquers |
|---|------------|-----|-----|---|---------------|------------|------|----------------|
| <b>2-DRAWER NIGHT STAND</b>   |            |     |     |   |               |            |      |                |
|    |            |     |     |   |               |            |      |                |
|    | <b>353</b> | 372 | 417 | <b>EC3640</b>   | 407           | 438        | 525  | 559            |
|    | <b>453</b> | 372 | 417 | <b>EC3650</b>   | 437           | 469        | 580  | 622            |
|    | <b>553</b> | 372 | 417 | <b>EC3660</b>   | 458           | 528        | 623  | 661            |
|    | <b>753</b> | 372 | 417 | <b>EC3670</b>   | 503           | 598        | 668  | 711            |
| <b>2-DRAWER NIGHT STAND</b>   |            |     |     |   |               |            |      |                |
|   |            |     |     | ONE DIFFERENT DRAWER IN:<br>- matt lacquer<br>- Cooper, Silver shine, Galaxy stone<br>- color wood<br>- wood<br>- gloss lacquer |               |            |      |                |
|  |            |     |     |   |               |            |      |                |
|  | <b>353</b> | 372 | 417 | <b>EC364A</b>   | 433           | 464        | 551  | 585            |
|  | <b>453</b> | 372 | 417 | <b>EC365A</b>   | 471           | 503        | 614  | 655            |
|  | <b>553</b> | 372 | 417 | <b>EC366A</b>   | 496           | 566        | 661  | 699            |
|  | <b>753</b> | 372 | 417 | <b>EC367A</b>   | 549           | 644        | 714  | 757            |
| <b>2-DRAWER NIGHT STAND</b>   |            |     |     |   |               |            |      |                |
|   |            |     |     | ONE DIFFERENT DRAWER IN:<br>- matt lacquer<br>- Cooper, Silver shine, Galaxy stone<br>- color wood<br>- wood<br>- gloss lacquer |               |            |      |                |
|  |            |     |     |   |               |            |      |                |
|  | <b>353</b> | 372 | 417 | <b>EC364B</b>   | 433           | 464        | 551  | 585            |
|  | <b>453</b> | 372 | 417 | <b>EC365B</b>   | 471           | 503        | 614  | 655            |
|  | <b>553</b> | 372 | 417 | <b>EC366B</b>   | 496           | 566        | 661  | 699            |
|  | <b>753</b> | 372 | 417 | <b>EC367B</b>   | 549           | 644        | 714  | 757            |

# WING

MODEL CODE 9742

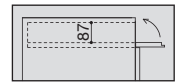
|                             |            |            |     | W             | H             | D   | CODE | matt lacquers | color wood | wood | gloss lacquers |
|-----------------------------|------------|------------|-----|---------------|---------------|-----|------|---------------|------------|------|----------------|
| <b>3-DRAWER NIGHT STAND</b> |            |            |     |               |               |     |      |               |            |      |                |
|                             |            |            |     |               |               |     |      |               |            |      |                |
|                             |            | <b>353</b> | 500 | 417           | <b>EC3740</b> | 479 | 531  | 590           | 627        |      |                |
|                             |            | <b>453</b> | 500 | 417           | <b>EC3750</b> | 496 | 580  | 644           | 686        |      |                |
|                             |            | <b>553</b> | 500 | 417           | <b>EC3760</b> | 534 | 624  | 705           | 751        |      |                |
|                             | <b>753</b> | 500        | 417 | <b>EC3770</b> | 598           | 699 | 782  | 836           |            |      |                |
| <b>3-DRAWER NIGHT STAND</b> |            |            |     |               |               |     |      |               |            |      |                |
|                             |            |            |     |               |               |     |      |               |            |      |                |
|                             |            | <b>353</b> | 500 | 417           | <b>EC374A</b> | 505 | 557  | 616           | 653        |      |                |
|                             |            | <b>453</b> | 500 | 417           | <b>EC375A</b> | 529 | 612  | 677           | 719        |      |                |
|                             |            | <b>553</b> | 500 | 417           | <b>EC376A</b> | 572 | 661  | 742           | 789        |      |                |
|                             | <b>753</b> | 500        | 417 | <b>EC377A</b> | 644           | 746 | 828  | 883           |            |      |                |
| <b>3-DRAWER NIGHT STAND</b> |            |            |     |               |               |     |      |               |            |      |                |
|                             |            |            |     |               |               |     |      |               |            |      |                |
|                             |            | <b>353</b> | 500 | 417           | <b>EC374B</b> | 505 | 557  | 616           | 653        |      |                |
|                             |            | <b>453</b> | 500 | 417           | <b>EC375B</b> | 529 | 612  | 677           | 719        |      |                |
|                             |            | <b>553</b> | 500 | 417           | <b>EC376B</b> | 572 | 661  | 742           | 789        |      |                |
|                             | <b>753</b> | 500        | 417 | <b>EC377B</b> | 644           | 746 | 828  | 883           |            |      |                |

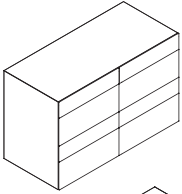
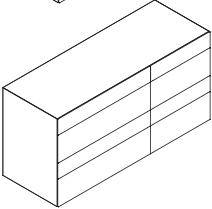
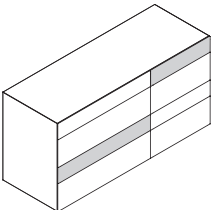
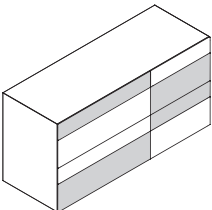
ONE DIFFERENT DRAWER IN:  
 - matt lacquer  
 - Cooper, Silver shine, Galaxy stone  
 - color wood  
 - wood  
 - gloss lacquer

ONE DIFFERENT DRAWER IN:  
 - matt lacquer  
 - Cooper, Silver shine, Galaxy stone  
 - color wood  
 - wood  
 - gloss lacquer

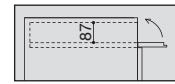
# WING

MODEL CODE 9742

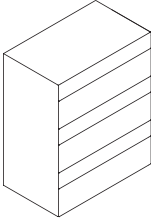
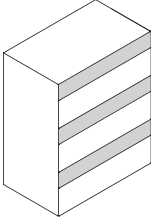
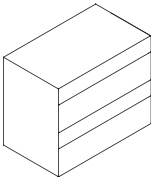
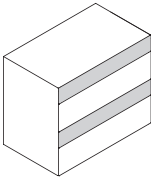
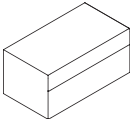
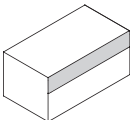


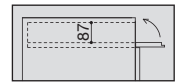
|   | W | H | D | CODE                              | matt lacquers | color wood | wood  | gloss lacquers |
|---|---|---|---|-----------------------------------|---------------|------------|-------|----------------|
| <b>8-DRAWER DRESSER</b>   |   |   |   |                                   |               |            |       |                |
|    |   |   |   | <b>1105</b> 723 512 <b>EC3690</b> | 1.424         | 1.549      | 1.789 | 1.903          |
|    |   |   |   | <b>1405</b> 723 512 <b>EC3680</b> | 1.500         | 1.640      | 1.901 | 2.007          |
| <b>8-DRAWER DRESSER</b><br>THE TWO DIFFERENT DRAWERS ALWAYS HAVE THE SAME FINISH:<br>- matt lacquer<br>- Cooper, Silver shine, Galaxy stone<br>- color wood<br>- wood<br>- gloss lacquer  |   |   |   |                                   |               |            |       |                |
|    |   |   |   | <b>1105</b> 723 512 <b>EC3692</b> | 1.551         | 1.677      | 1.916 | 2.031          |
|   |   |   |   | <b>1405</b> 723 512 <b>EC3682</b> | 1.627         | 1.767      | 2.028 | 2.135          |
| <b>8-DRAWER DRESSER</b><br>THE FOUR DIFFERENT DRAWERS ALWAYS HAVE THE SAME FINISH:<br>- matt lacquer<br>- Cooper, Silver shine, Galaxy stone<br>- color wood<br>- wood<br>- gloss lacquer |   |   |   |                                   |               |            |       |                |
|    |   |   |   | <b>1105</b> 723 512 <b>EC3694</b> | 1.678         | 1.803      | 2.043 | 2.157          |
|   |   |   |   | <b>1405</b> 723 512 <b>EC3684</b> | 1.754         | 1.894      | 2.155 | 2.261          |

# WING

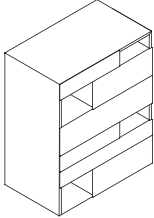
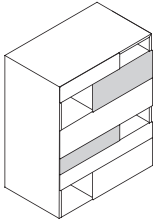
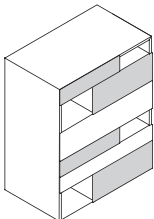


MODEL CODE 9742

|  | W | H | D | CODE                       | matt lacquers | color wood | wood  | gloss lacquers |
|--|---|---|---|----------------------------|---------------|------------|-------|----------------|
| <b>6-DRAWER DRESSER</b><br>FIXED TO THE WALL<br>  |   |   |   | <b>853 1074 512 EC3580</b> | 1.194         | 1.373      | 1.613 | 1.754          |
| <b>6-DRAWER DRESSER</b><br>WITH 3 DIFFERENT DRAWERS<br> <p>THE THREE DIFFERENT DRAWERS ALWAYS HAVE THE SAME FINISH:</p> <ul style="list-style-type: none"> <li>- matt lacquer</li> <li>- Cooper, Silver shine, Galaxy stone</li> <li>- color wood</li> <li>- wood</li> <li>- gloss lacquer</li> </ul> |   |   |   | <b>853 1074 512 EC3583</b> | 1.385         | 1.564      | 1.803 | 1.945          |
| <b>4-DRAWER DRESSER</b><br>  |   |   |   | <b>853 723 512 EC3570</b>  | 878           | 1.005      | 1.184 | 1.310          |
| <b>4-DRAWER DRESSER</b><br>WITH 2 DIFFERENT DRAWERS<br> <p>THE TWO DIFFERENT DRAWERS ALWAYS HAVE THE SAME FINISH:</p> <ul style="list-style-type: none"> <li>- matt lacquer</li> <li>- Cooper, Silver shine, Galaxy stone</li> <li>- color wood</li> <li>- wood</li> <li>- gloss lacquer</li> </ul> |   |   |   | <b>853 723 512 EC3572</b>  | 1.005         | 1.131      | 1.311 | 1.436          |
| <b>2-DRAWER DRESSER</b><br>   |   |   |   | <b>853 372 512 EC3560</b>  | 585           | 675        | 781   | 840            |
| <b>2-DRAWER DRESSER</b><br>WITH ONE DIFFERENT DRAWER<br> <p>ONE DIFFERENT DRAWER IN:</p> <ul style="list-style-type: none"> <li>- matt lacquer</li> <li>- Cooper, Silver shine, Galaxy stone</li> <li>- color wood</li> <li>- wood</li> <li>- gloss lacquer</li> </ul>                              |   |   |   | <b>853 372 512 EC356A</b>  | 649           | 738        | 844   | 903            |



MODEL CODE 9742

|   | W          | H    | D   | CODE          | matt lacquers | color wood | wood  | gloss lacquers |
|---|------------|------|-----|---------------|---------------|------------|-------|----------------|
| <p><b>6-DRAWER DRESSER WITH OPEN COMPARTMENTS</b></p>    | <b>987</b> | 1074 | 512 | <b>EC3590</b> | 1.766         | 2.020      | 2.614 | 3.037          |
| <p><b>6-DRAWER DRESSER WITH OPEN COMPARTMENTS</b><br/>                     THE TWO DIFFERENT DRAWERS ALWAYS HAVE THE SAME FINISH:<br/>                     - matt lacquer<br/>                     - Cooper, Silver shine, Galaxy stone<br/>                     - color wood<br/>                     - wood<br/>                     - gloss lacquer</p>   | <b>987</b> | 1074 | 512 | <b>EC3592</b> | 1.894         | 2.148      | 2.741 | 3.165          |
| <p><b>6-DRAWER DRESSER WITH OPEN COMPARTMENTS</b><br/>                     THE FOUR DIFFERENT DRAWERS ALWAYS HAVE THE SAME FINISH:<br/>                     - matt lacquer<br/>                     - Cooper, Silver shine, Galaxy stone<br/>                     - color wood<br/>                     - wood<br/>                     - gloss lacquer</p>  | <b>987</b> | 1074 | 512 | <b>EC3594</b> | 2.020         | 2.275      | 2.868 | 3.292          |

The back panel of the dresser is available in a colour that differs from the structure. For the gloss version the back panel remains matt lacquered.